

Pharo A

DIMENSIONS

DISPONIBLES : Hauteur x Largeur x Longueur

AVAILABLE SIZES : Height x Width x Length



A 3 1/2" x 3 1/2" x 5 1/2"
90 x 90 x 140 mm



B 3 1/2" x 3 1/2" x 7 1/2"
90 x 90 x 190 mm



C 3 1/2" x 3 1/2" x 9 3/8"
90 x 90 x 240 mm



D 3 1/2" x 3 1/2" x 11 3/8"
90 x 90 x 290 mm



E 3 1/2" x 3 1/2" x 13 3/8"
90 x 90 x 340 mm



F 5 1/2" x 3 1/2" x 5 1/2"
140 x 90 x 140 mm



G 5 1/2" x 3 1/2" x 7 1/2"
140 x 90 x 190 mm



H 5 1/2" x 3 1/2" x 9 3/8"
140 x 90 x 240 mm



I 5 1/2" x 3 1/2" x 11 3/8"
140 x 90 x 290 mm



J 5 1/2" x 3 1/2" x 13 3/8"
140 x 90 x 340 mm

CUBAGE

CUBING

	Palette / Skid	Poids / Weight	Rangs / Rows	Rang / Row
Pharo A	98 pi ² / sq.ft	3370 lbs	7	14 pi ² / sq.ft

COULEURS DISPONIBLES

AVAILABLE COLORS

GRIS MILTON
MILTON GREY



BEIGE MAROC
MOROCCO BEIGE



RANG

ROW

Pharo A

E	C	A	B	D
E	C	A	B	D
E	C	A	B	D
E	C	A	B	D
J	H	F	G	I
J	H	F	G	I
J	H	F	G	I
J	H	F	G	I

	Résistance à la compression (moyenne) Compression Results (average)	Tolérance dimensionnelle Dimensional tolerance	Absorption (kg/m3) Absorption (kg/m3)	Tolérance imperfections imperfections tolerance
RINOX	35 MPa	+/- 2mm	200	15 pieds/feet
normes ASTM	13 MPa	+/- 3mm	240	20 pieds/feet

Pharo B

DIMENSIONS

DISPONIBLES : Hauteur x Largeur x Longueur

AVAILABLE SIZES : Height x Width x Length




A 9 3/8" x 3 1/2" x 9 3/8"
240 x 90 x 240 mm



D 9 3/8" x 3 1/2" x 15 3/8"
240 x 90 x 390 mm



B 9 3/8" x 3 1/2" x 11 3/8"
240 x 90 x 290 mm



E 9 3/8" x 3 1/2" x 17 3/8"
240 x 90 x 440 mm



C 9 3/8" x 3 1/2" x 13 3/8"
240 x 90 x 340 mm

CUBAGE

CUBING

	Palette / Skid	Poids / Weight	Rangs / Rows	Rang / Row
Pharo B	96 pi ² / sq.ft	4064 lbs	8	12 pi ² / sq.ft

COULEURS DISPONIBLES

AVAILABLE COLORS

GRIS MILTON
MILTON GREY




BEIGE MAROC
MOROCCO BEIGE



RANG

ROW

Pharo B



	Résistance à la compression (moyenne) Compression Results (average)	Tolérance dimensionnelle Dimensional tolerance	Absorption (kg/m ³) Absorption (kg/m ³)	Tolérance imperfections imperfections tolerance
RINOX	35 MPa	+/- 2mm	200	15 pieds/feet
normes ASTM	13 MPa	+/- 3mm	240	20 pieds/feet

Angulaire/Angular & Pourtour/Contour Stone

Pharo

DIMENSIONS

DISPONIBLES : Hauteur x Largeur x Longueur

AVAILABLE SIZES : Height x Width x Length

Angulaire | Angular

A 3 1/2" x 3 1/2" x 13 3/8"
90 x 90 x 340 mm

B 5 1/2" x 3 1/2" x 13 3/8"
140 x 90 x 340 mm

C 9 1/2" x 3 1/2" x 13 3/8"
240 x 90 x 340 mm



Pourtour | Contour Stone

6 1/4" x 4" x 6 1/4"
160 x 100 x 160 mm



1 mc / pc = 0.293 pi² / sq.ft
(avec joint 1/2" / with 1/2" joint)

CUBAGE

CUBING

	Palette / Skid	Poids / Weight	Rangs / Rows	Rang / Row
Angulaire / Angular	48 pi² / sq.ft	3370 lbs	4	12 pi² / sq.ft
Pourtour / Contour Stone	192 mcx / pcs	2142 lbs	4	48 mcx / pcs

COULEURS DISPONIBLES

AVAILABLE COLORS


GRIS MILTON
MILTON GREY



BEIGE MAROC
MOROCCO BEIGE




	Résistance à la compression (moyenne) Compression Results (average)	Tolérance dimensionnelle Dimensional tolerance	Absorption (kg/m3) Absorption (kg/m3)	Tolérance imperfections imperfections tolerance
RINOX	35 MPa	+/- 2mm	200	15 pieds/feet
normes ASTM	13 MPa	+/- 3mm	240	20 pieds/feet





GUIDES DE POSE
INSTALLATION PATTERNS




Pharo 1

Installation sur 11.86 pi.ca.

11.86 sq.ft. installation

Pharo A 75% / Pharo B 25%




Pharo 2

Installation sur 11.86 pi.ca.

11.86 sq.ft. installation

Pharo A 80% / Pharo B 20%

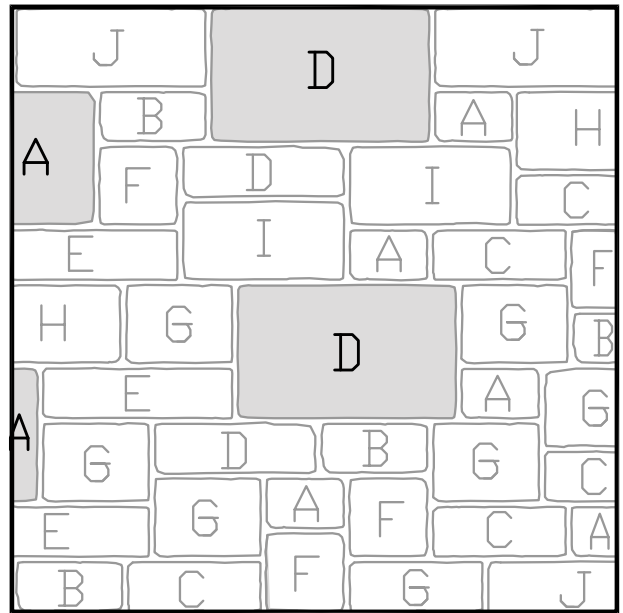


Pharo 2

Installation sur 11.86 pi.ca.

11.86 sq.ft. installation

Pharo A 70% / Pharo B 30%



Pharo 4

Installation sur 11.86 pi.ca.

11.86 sq.ft. installation

Pharo A 80% / Pharo B 20%